

## Survey PhD Applied Empirical Economics I

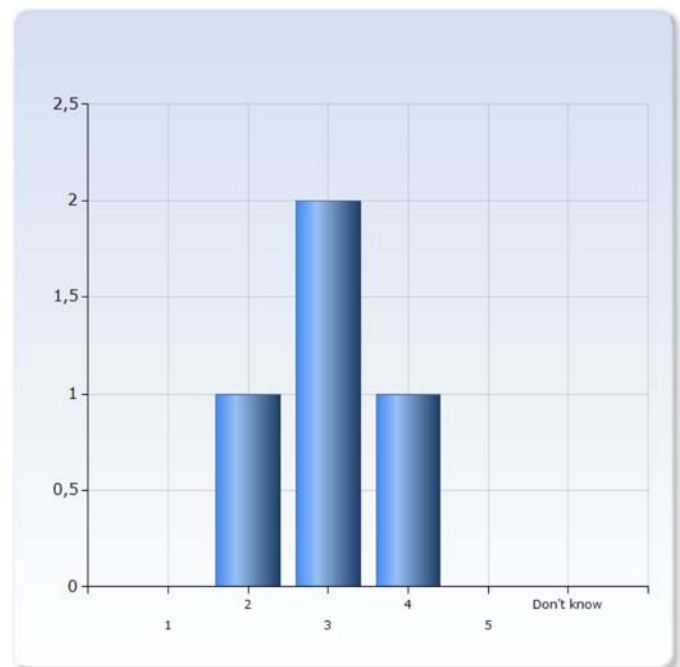
---

Respondents: 17  
Answer Count: 4  
Answer Frequency: 23.53 %

---

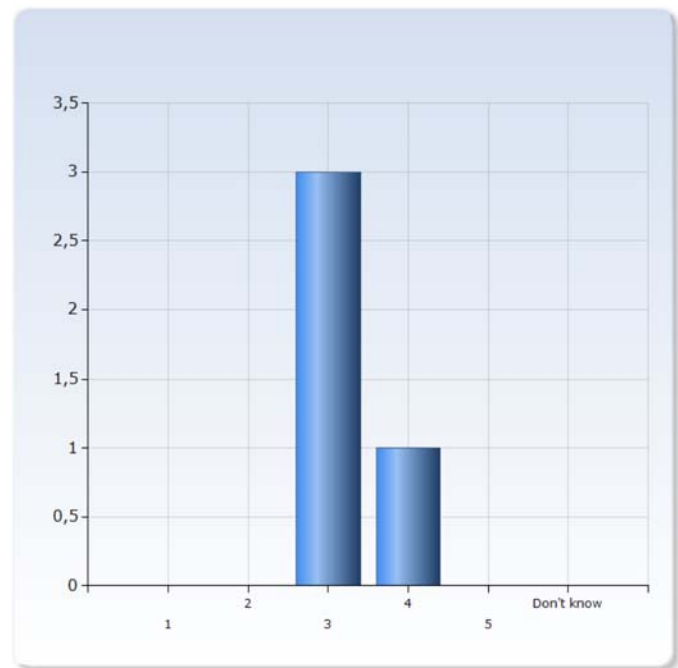
### 1. What is your general opinion on this course? (1=Really bad, 5=Really good)

	Number of Responses
1	0 (0.0%)
2	1 (25.0%)
3	2 (50.0%)
4	1 (25.0%)
5	0 (0.0%)
Don't know	0 (0.0%)
Total	4 (100.0%)



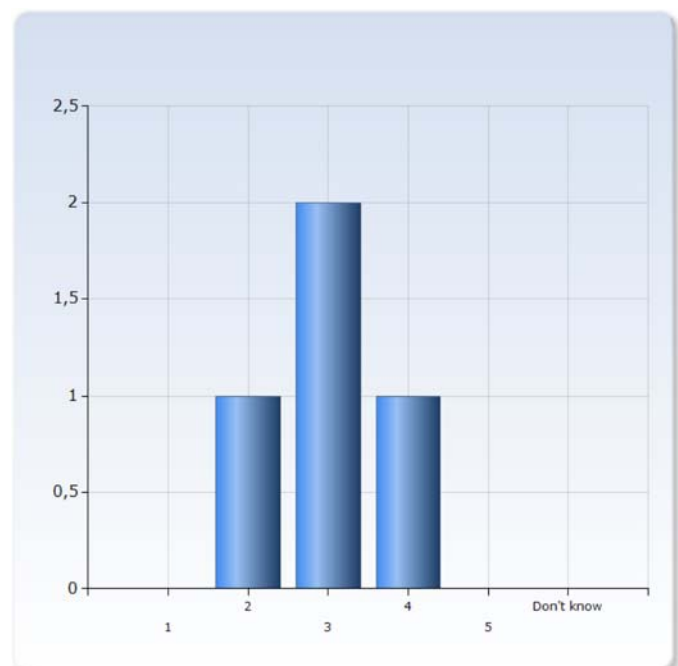
## 2. What is your opinion on the amount of material covered (1=Too little, 5=Too much)

	Number of Responses
1	0 (0.0%)
2	0 (0.0%)
3	3 (75.0%)
4	1 (25.0%)
5	0 (0.0%)
Don't know	0 (0.0%)
Total	4 (100.0%)



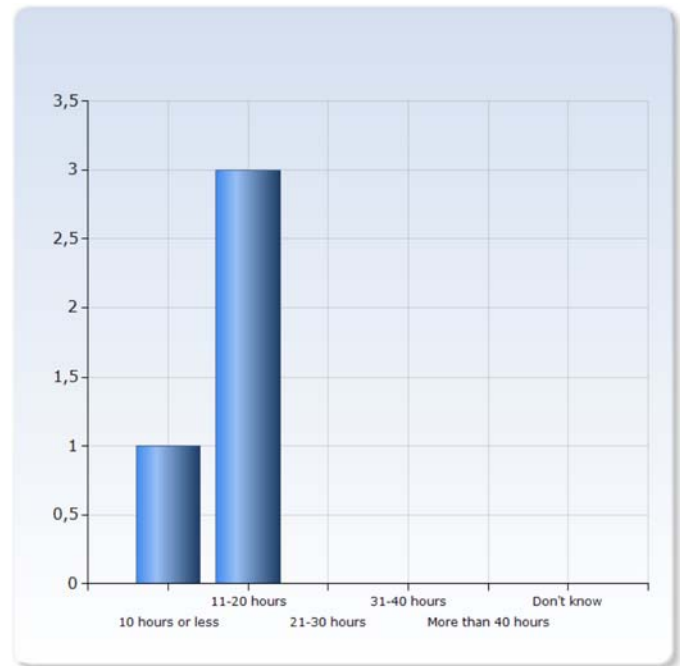
## 3. What is your opinion about the level of difficulty of the course (1=Really easy, 5=Really good)

	Number of Responses
1	0 (0.0%)
2	1 (25.0%)
3	2 (50.0%)
4	1 (25.0%)
5	0 (0.0%)
Don't know	0 (0.0%)
Total	4 (100.0%)



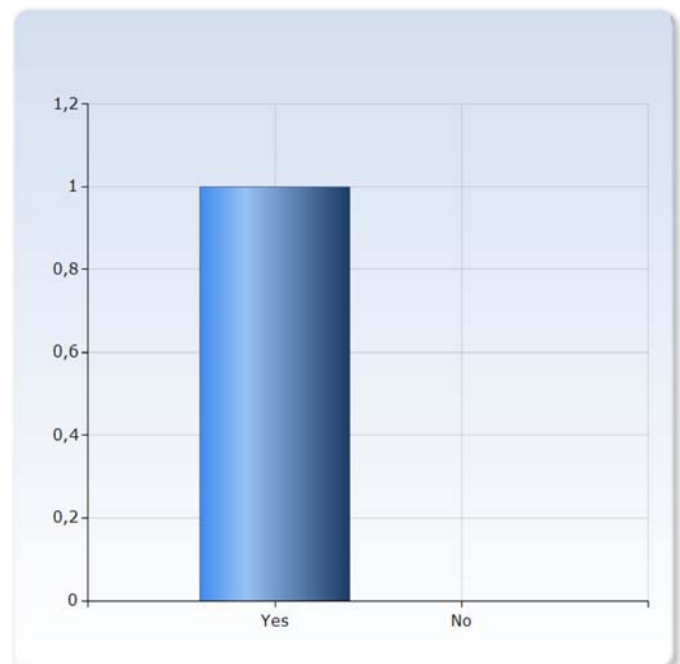
#### 4. Approximately, how many hours per week did you spend studying during this course? (including lectures and seminars/exercises)

	Number of Responses
10 hours or less	1 (25.0%)
11-20 hours	3 (75.0%)
21-30 hours	0 (0.0%)
31-40 hours	0 (0.0%)
More than 40 hours	0 (0.0%)
Don't know	0 (0.0%)
Total	4 (100.0%)



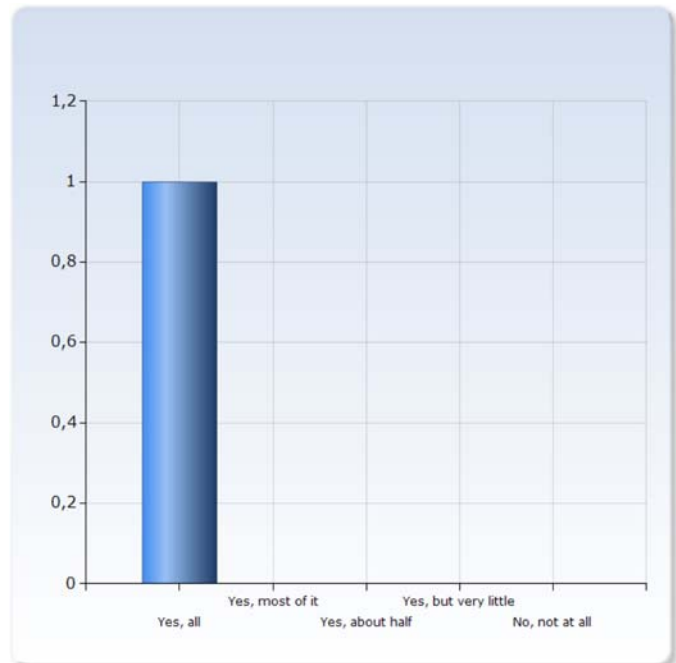
#### 5. Did you have access to the course literature?

	Number of Responses
Yes	1 (100.0%)
No	0 (0.0%)
Total	1 (100.0%)



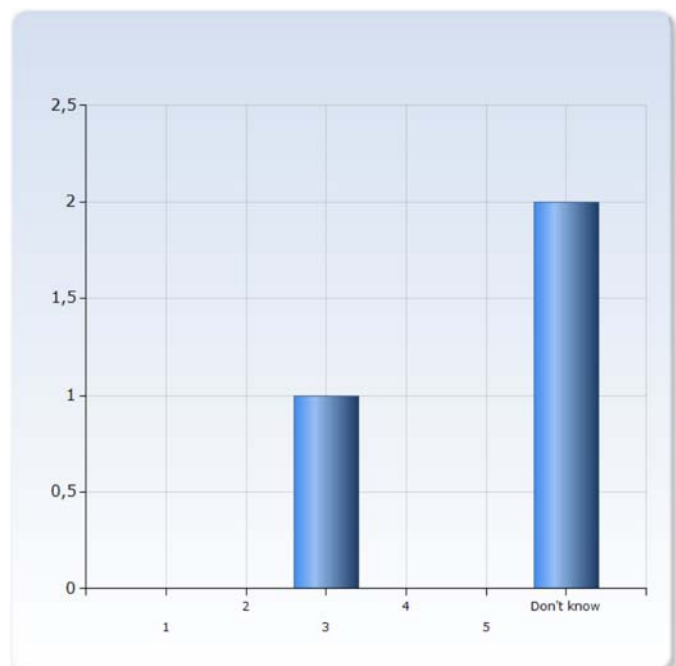
## 6. Have you read the course literature?

	Number of Responses
Yes, all	1 (100.0%)
Yes, most of it	0 (0.0%)
Yes, about half	0 (0.0%)
Yes, but very little	0 (0.0%)
No, not at all	0 (0.0%)
Total	1 (100.0%)



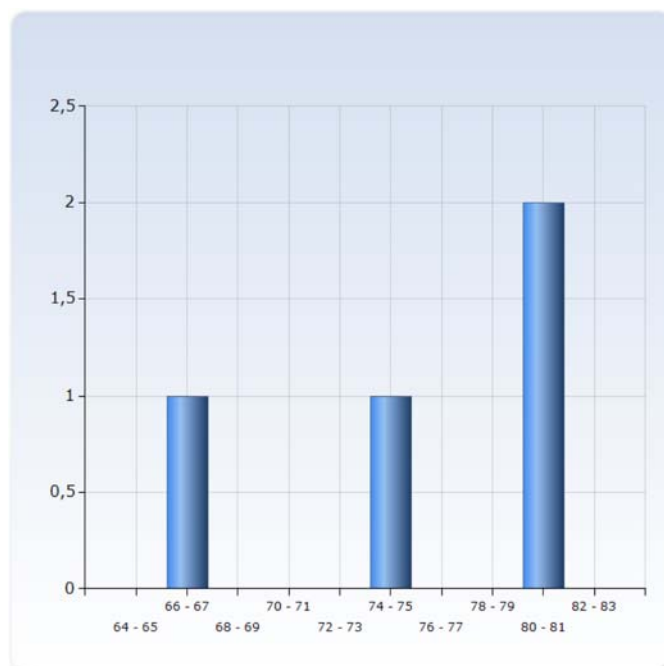
## 7. What is your opinion on the course literature? (1=Really bad, 5=Really good)

	Number of Responses
1	0 (0.0%)
2	0 (0.0%)
3	1 (33.3%)
4	0 (0.0%)
5	0 (0.0%)
Don't know	2 (66.7%)
Total	3 (100.0%)



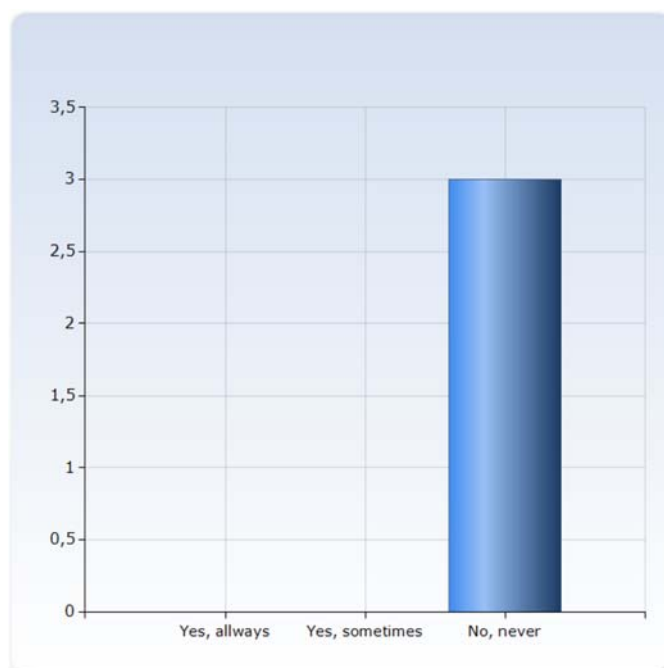
## 8. What percentage of lectures did you attend?

What percentage of lectures did you attend?	Number of Responses
64 - 65	0 (0.0%)
66 - 67	1 (25.0%)
68 - 69	0 (0.0%)
70 - 71	0 (0.0%)
72 - 73	0 (0.0%)
74 - 75	1 (25.0%)
76 - 77	0 (0.0%)
78 - 79	0 (0.0%)
80 - 81	2 (50.0%)
82 - 83	0 (0.0%)
Total	4 (100.0%)



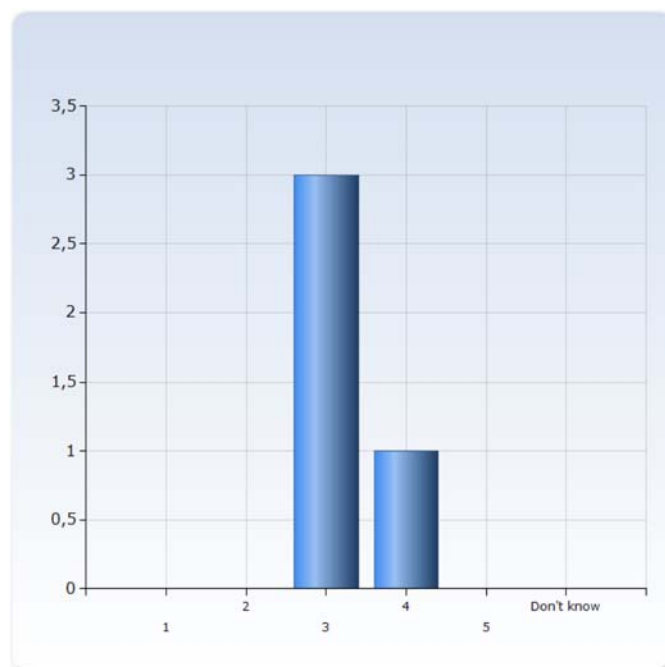
## 9. Did you usually read the literature before you attended lectures?

	Number of Responses
Yes, allways	0 (0.0%)
Yes, sometimes	0 (0.0%)
No, never	3 (100.0%)
Total	3 (100.0%)



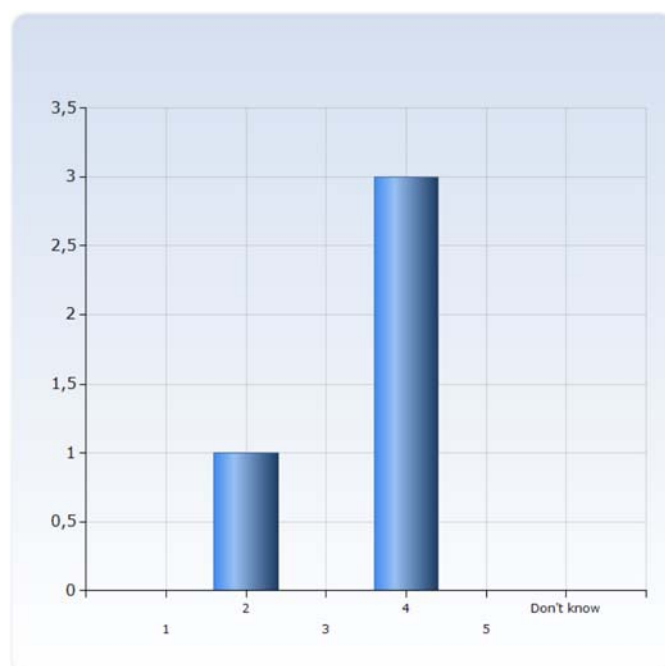
## 10. What is your opinion on the level of difficulty of the lectures by Konrad Burchardi? (1=Really easy, 5=Really hard)

	Number of Responses
1	0 (0.0%)
2	0 (0.0%)
3	3 (75.0%)
4	1 (25.0%)
5	0 (0.0%)
Don't know	0 (0.0%)
Total	4 (100.0%)



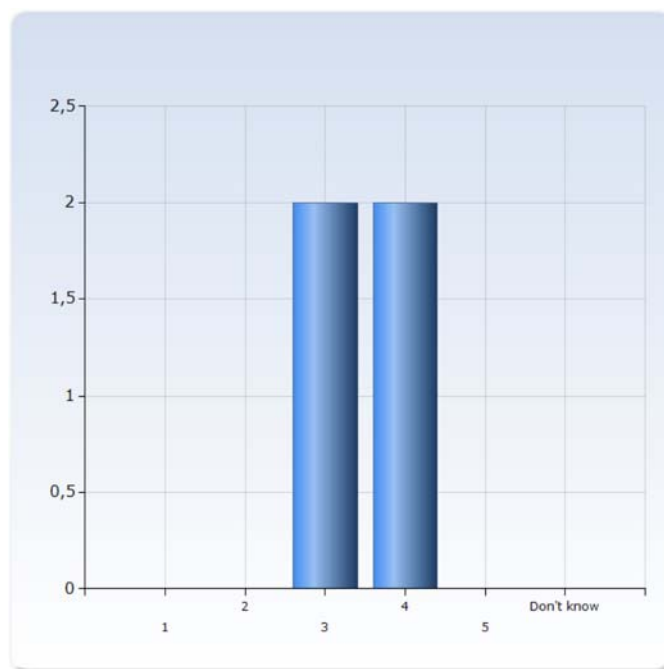
## 11. What is your opinion on the lectures by Konrad Burchardi? (1=Really bad, 5=Really good)

	Number of Responses
1	0 (0.0%)
2	1 (25.0%)
3	0 (0.0%)
4	3 (75.0%)
5	0 (0.0%)
Don't know	0 (0.0%)
Total	4 (100.0%)



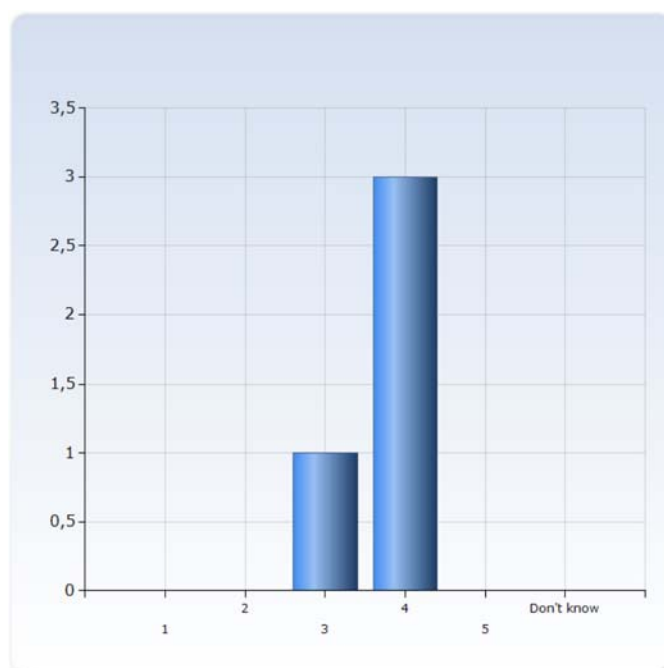
## 12. What is your opinion on the level of difficulty of the lectures by David Strömberg? (1=Really easy, 5=Really hard)

	Number of Responses
1	0 (0.0%)
2	0 (0.0%)
3	2 (50.0%)
4	2 (50.0%)
5	0 (0.0%)
Don't know	0 (0.0%)
Total	4 (100.0%)



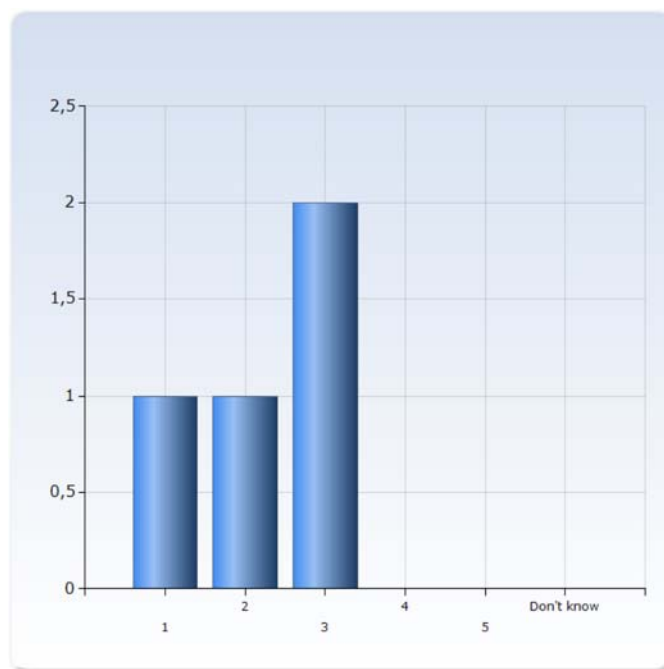
## 13. What is your opinion on the lectures by David Strömberg? (1=Really bad, 5=Really good)

	Number of Responses
1	0 (0.0%)
2	0 (0.0%)
3	1 (25.0%)
4	3 (75.0%)
5	0 (0.0%)
Don't know	0 (0.0%)
Total	4 (100.0%)



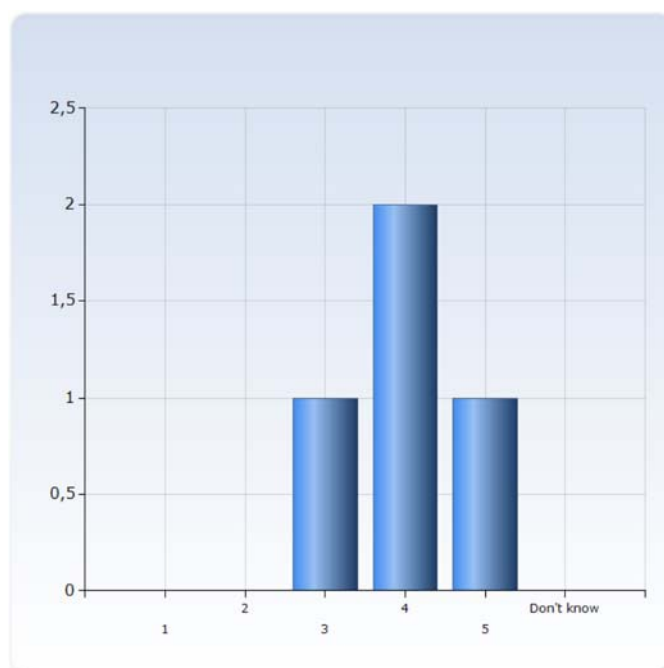
#### 14. What is your opinion on the level of difficulty of the lectures by Peter Thoursie? (1=Really easy, 5=Really hard)

	Number of Responses
1	1 (25.0%)
2	1 (25.0%)
3	2 (50.0%)
4	0 (0.0%)
5	0 (0.0%)
Don't know	0 (0.0%)
Total	4 (100.0%)



#### 15. What is your opinion on the lectures by Peter Thoursie? (1=Really bad, 5=Really good)

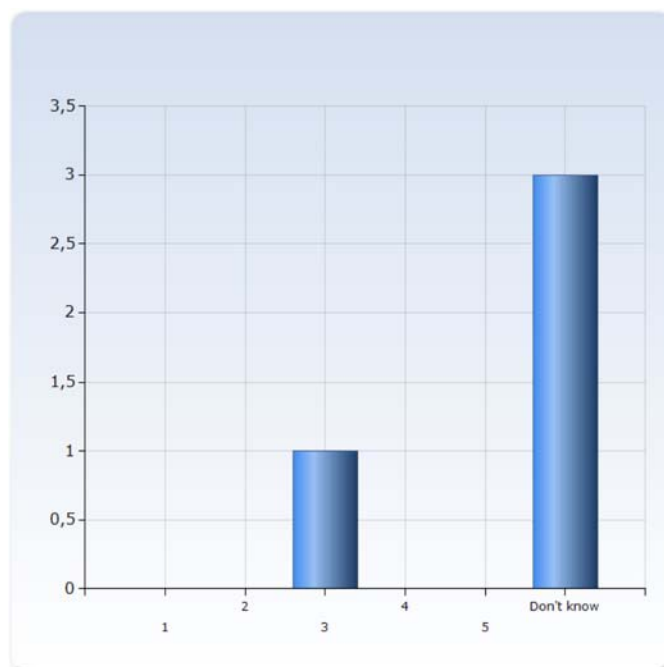
	Number of Responses
1	0 (0.0%)
2	0 (0.0%)
3	1 (25.0%)
4	2 (50.0%)
5	1 (25.0%)
Don't know	0 (0.0%)
Total	4 (100.0%)





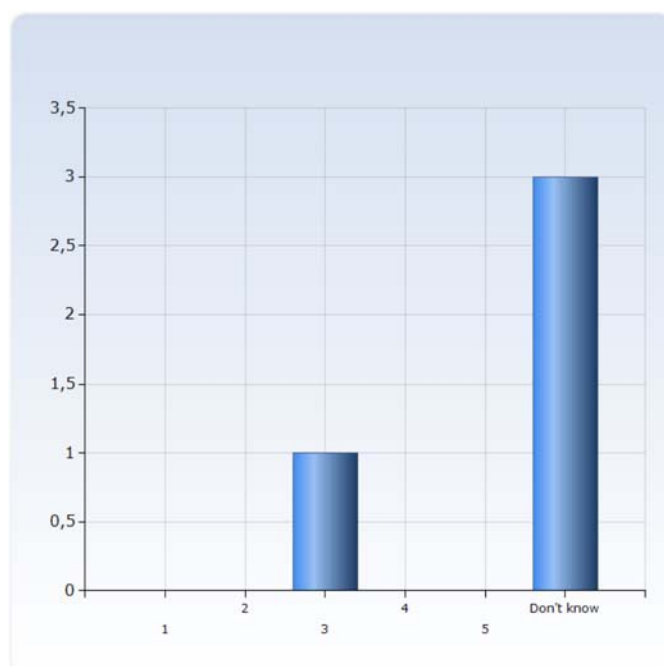
## 16. What is your opinion on the level of difficulty of the lectures by Björn Tyrefors Hinnerich? (1=Really easy, 5=Really hard)

	Number of Responses
1	0 (0.0%)
2	0 (0.0%)
3	1 (25.0%)
4	0 (0.0%)
5	0 (0.0%)
Don't know	3 (75.0%)
Total	4 (100.0%)



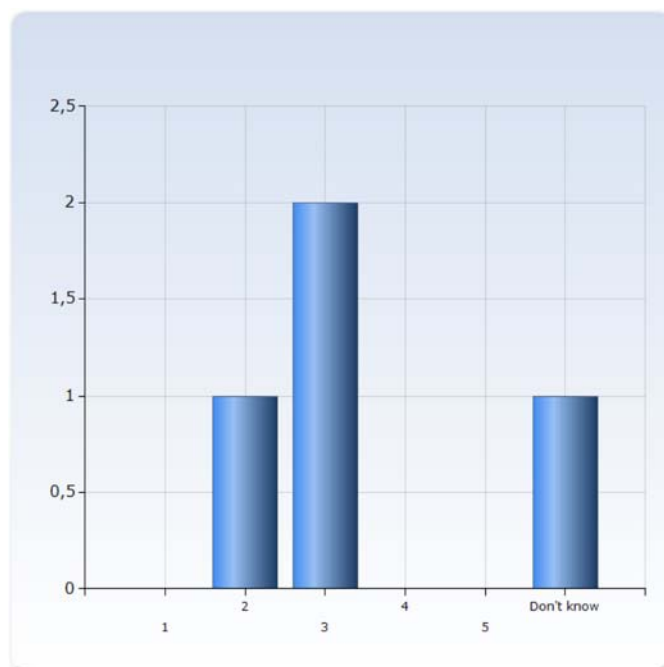
## 17. What is your opinion on the lectures by Björn Tyrefors Hinnerich? (1=Really bad, 5=Really good)

	Number of Responses
1	0 (0.0%)
2	0 (0.0%)
3	1 (25.0%)
4	0 (0.0%)
5	0 (0.0%)
Don't know	3 (75.0%)
Total	4 (100.0%)



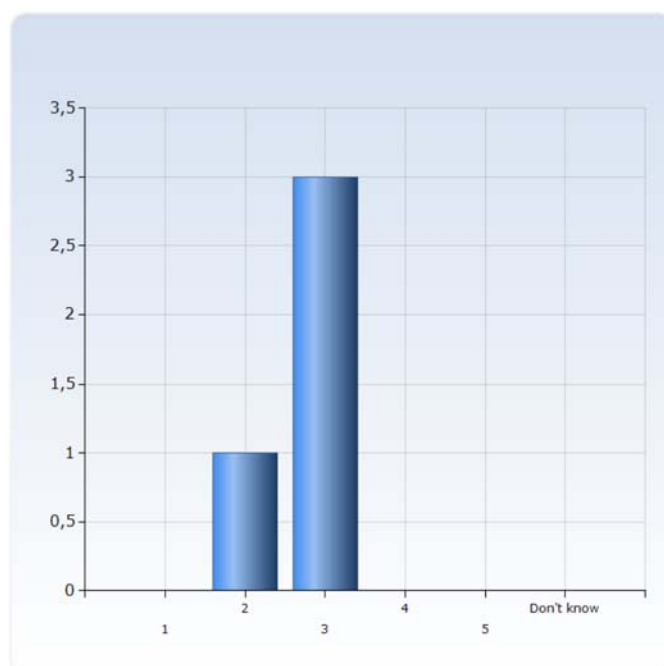
### 18. What is your opinion on the level of difficulty of the TA Sessions by Xueping Sun? (1=Really easy, 5=Really hard)

	Number of Responses
1	0 (0.0%)
2	1 (25.0%)
3	2 (50.0%)
4	0 (0.0%)
5	0 (0.0%)
Don't know	1 (25.0%)
Total	4 (100.0%)



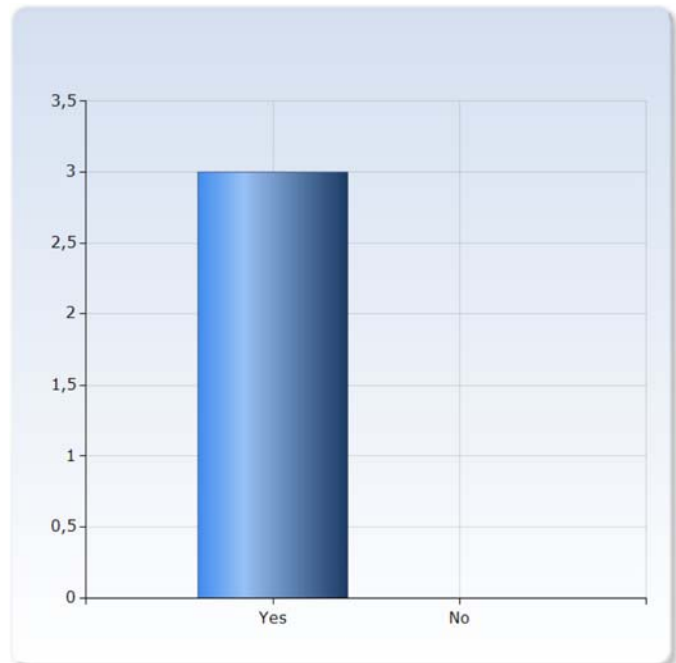
### 19. What is your opinion on the TA Sessions by Xueping Sun? (1=Really bad, 5=Really good)

	Number of Responses
1	0 (0.0%)
2	1 (25.0%)
3	3 (75.0%)
4	0 (0.0%)
5	0 (0.0%)
Don't know	0 (0.0%)
Total	4 (100.0%)



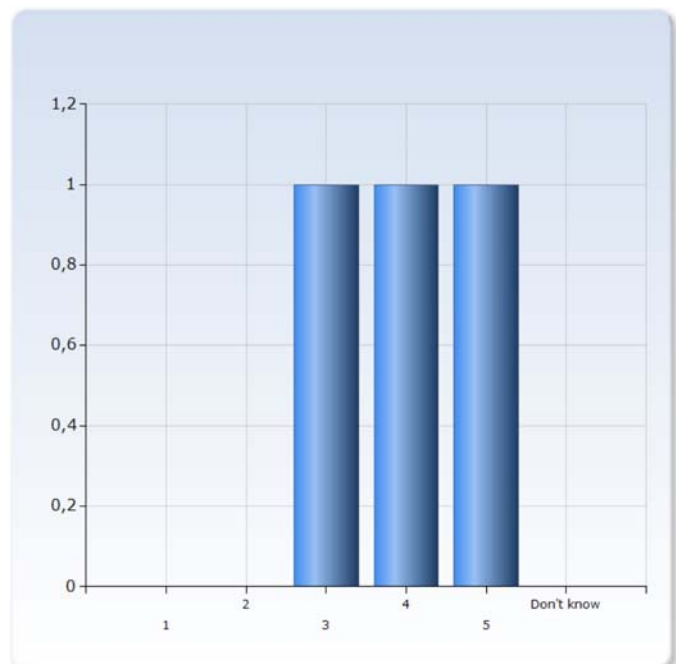
## 20. Did you complete the examination?

	Number of Responses
Yes	3 (100.0%)
No	0 (0.0%)
Total	3 (100.0%)



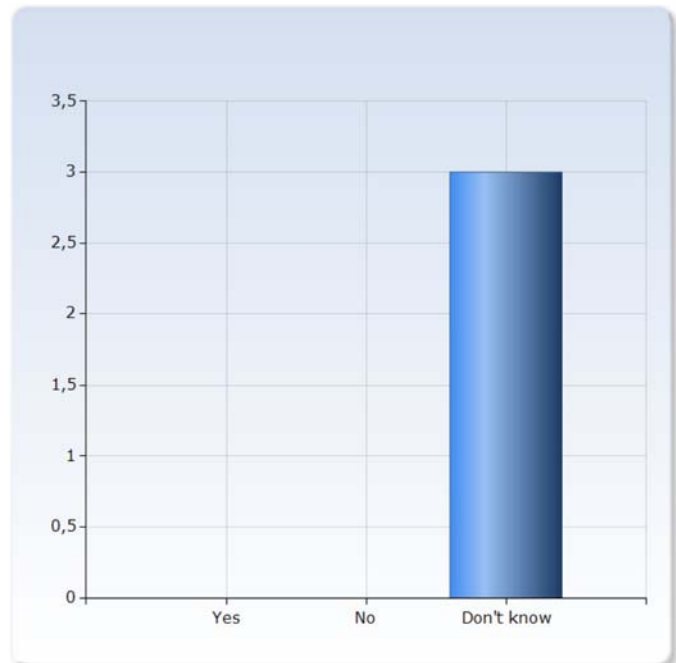
## 21. How well did the examination reflect the course in your view? (1=Really bad, 5=Really good)

	Number of Responses
1	0 (0.0%)
2	0 (0.0%)
3	1 (33.3%)
4	1 (33.3%)
5	1 (33.3%)
Don't know	0 (0.0%)
Total	3 (100.0%)



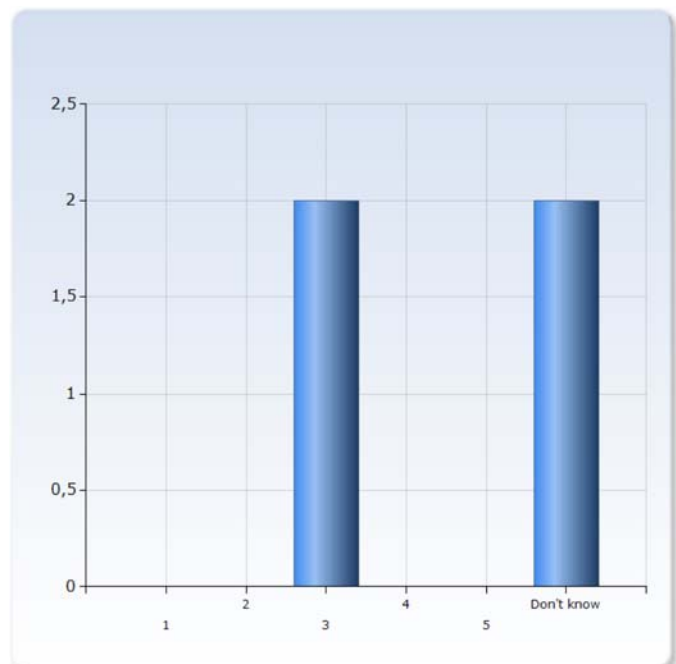
## 22. In case you know the result, did you pass the examination?

In case you know the result, did you pass the examination?	Number of Responses
Yes	0 (0.0%)
No	0 (0.0%)
Don't know	3 (100.0%)
Total	3 (100.0%)



## 23. Are you satisfied with the administrative routines around the course? (1=Really bad, 5=Really good)

	Number of Responses
1	0 (0.0%)
2	0 (0.0%)
3	2 (50.0%)
4	0 (0.0%)
5	0 (0.0%)
Don't know	2 (50.0%)
Total	4 (100.0%)



## 24. If you have any additional comments on the course you may write them here:

---

### **If you have any additional comments on the course you may write them here:**

The ta sessions would benefit from more structure: what are we supposed to learn during the session?

I would probably also have preferred if the course would have continued with similar things to what David went through.

Maybe we could have spent some more lectures on stats, r and Python instead of going through the methods we have discussed in many courses before? Maybe big data fits in here? That said I liked these last lectures too, but I think it might be better if the course specialized in how to work with our data and structure our work.

Also a comment on Konrad's lecture: he came late so we started 15 min late. He did not plan for break and finished 20 min late. Since 5/6 students in the classroom commute from Uppsala to take this class, bad time management means that we miss our train.

---

Overall, the course was OK. I really liked David's part: it contained hands-on tips and tricks on programming practice and other useful knowledge on how to structure a project. (which is primarily what I wanted to learn when I enrolled in this course in the first place). However, when it came to the "topic" lectures I wish they would have been more hands on (as I wanted the course to be). It would have been better if these parts covered hands-on learning rather than econometric theory.

---