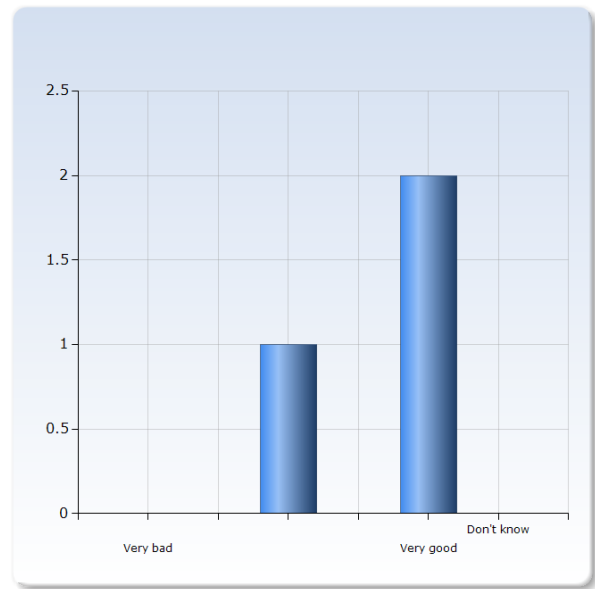


Course Evaluation of Development Economics II

Respondents: 6
Answer Count: 3
Answer Frequency: 50.00 %

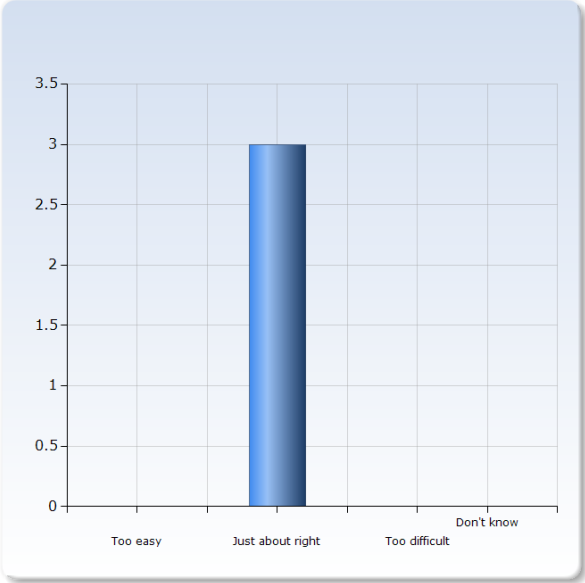
1. What is your general opinion on this course?

	Number of Responses
Very bad	0 (0.0%)
	0 (0.0%)
	1 (33.3%)
	0 (0.0%)
Very good	2 (66.7%)
Don't know	0 (0.0%)
Total	3 (100.0%)



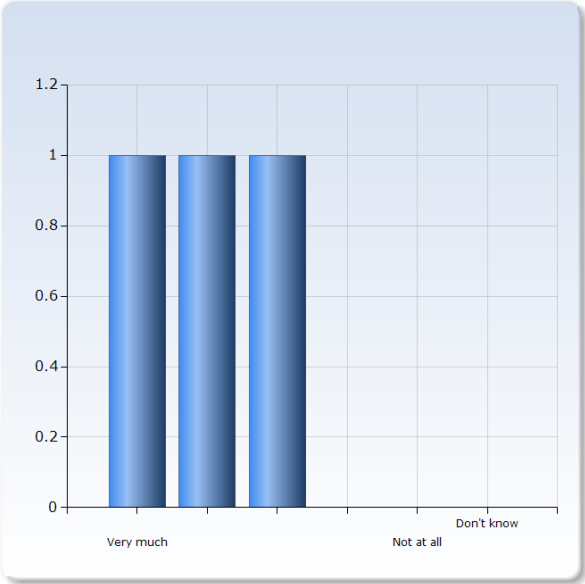
2. What is your opinion about the level of difficulty of the course?

	Number of Responses
Too easy	0 (0.0%)
Just about right	3 (100.0%)
Too difficult	0 (0.0%)
Don't know	0 (0.0%)
Total	3 (100.0%)



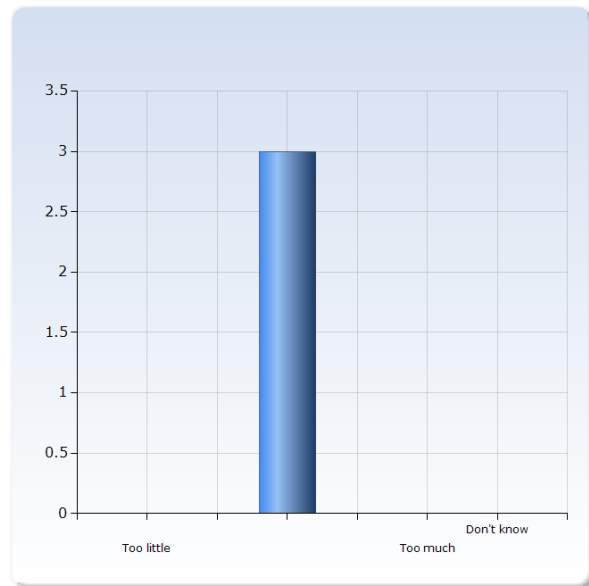
3. To what extent do you feel like the course gave inspiration to your future or current research?

	Number of Responses
Very much	1 (33.3%)
	1 (33.3%)
	1 (33.3%)
Not at all	0 (0.0%)
Don't know	0 (0.0%)
Total	3 (100.0%)



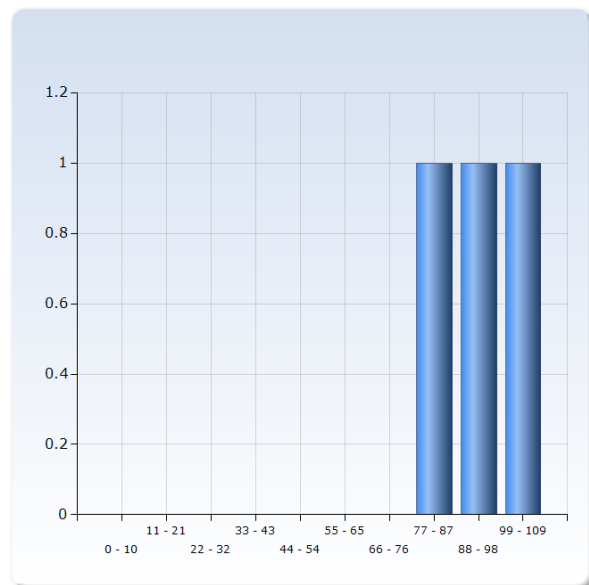
4. What is your opinion on the amount of material covered?

	Number of Responses
Too little	0 (0.0%)
	0 (0.0%)
	3 (100.0%)
	0 (0.0%)
Too much	0 (0.0%)
Don't know	0 (0.0%)
Total	3 (100.0%)



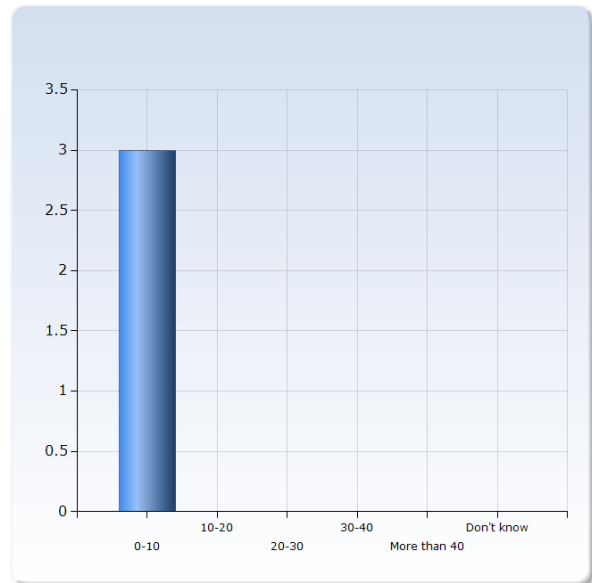
5. What percentage of the lectures did you attend?

What percentage of the lectures did you attend?	Number of Responses
0 - 10	0 (0.0%)
11 - 21	0 (0.0%)
22 - 32	0 (0.0%)
33 - 43	0 (0.0%)
44 - 54	0 (0.0%)
55 - 65	0 (0.0%)
66 - 76	0 (0.0%)
77 - 87	1 (33.3%)
88 - 98	1 (33.3%)
99 - 109	1 (33.3%)
Total	3 (100.0%)



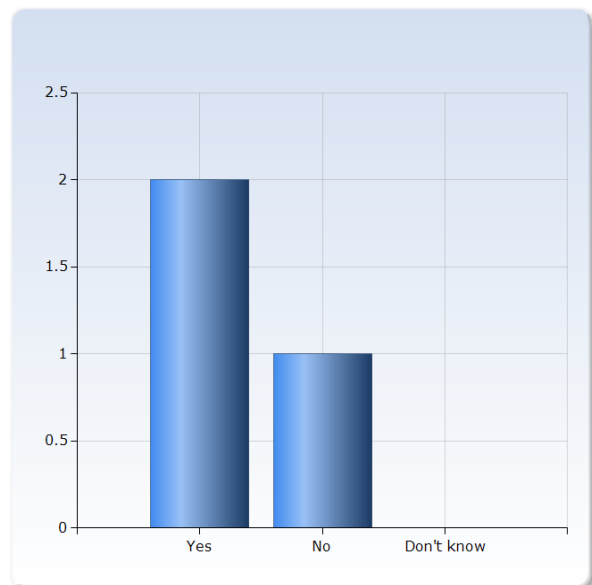
6. Approximately, how many hours per week did you spend studying during this course (including lectures and seminars/exercises)?

	Number of Responses
0-10	3 (100.0%)
10-20	0 (0.0%)
20-30	0 (0.0%)
30-40	0 (0.0%)
More than 40	0 (0.0%)
Don't know	0 (0.0%)
Total	3 (100.0%)



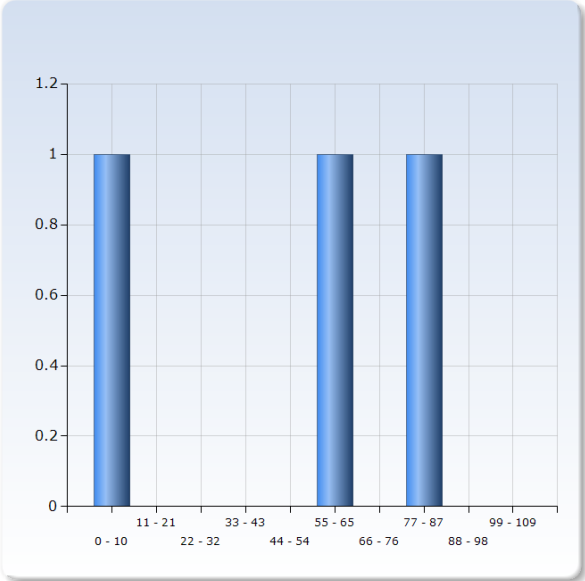
7. Did you usually read the literature before you attended lectures?

Did you usually read the literature before you attended lectures?	Number of Responses
Yes	2 (66.7%)
No	1 (33.3%)
Don't know	0 (0.0%)
Total	3 (100.0%)



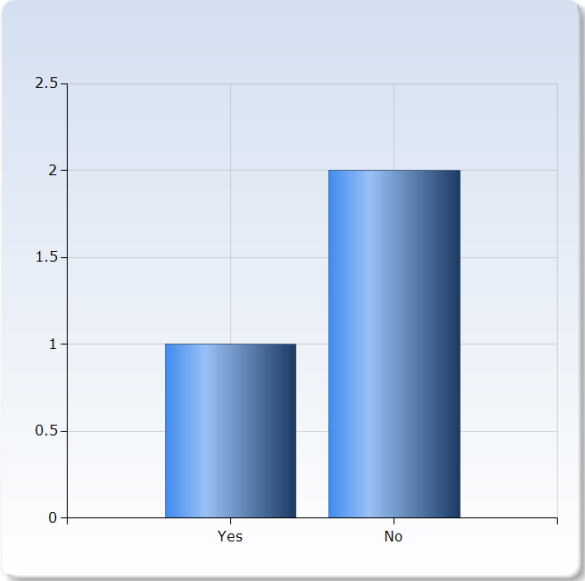
8. In percent, to what extent did you read the course literature?

In percent, to what extent did you read the course literature?	Number of Responses
0 - 10	1 (33.3%)
11 - 21	0 (0.0%)
22 - 32	0 (0.0%)
33 - 43	0 (0.0%)
44 - 54	0 (0.0%)
55 - 65	1 (33.3%)
66 - 76	0 (0.0%)
77 - 87	1 (33.3%)
88 - 98	0 (0.0%)
99 - 109	0 (0.0%)
Total	3 (100.0%)



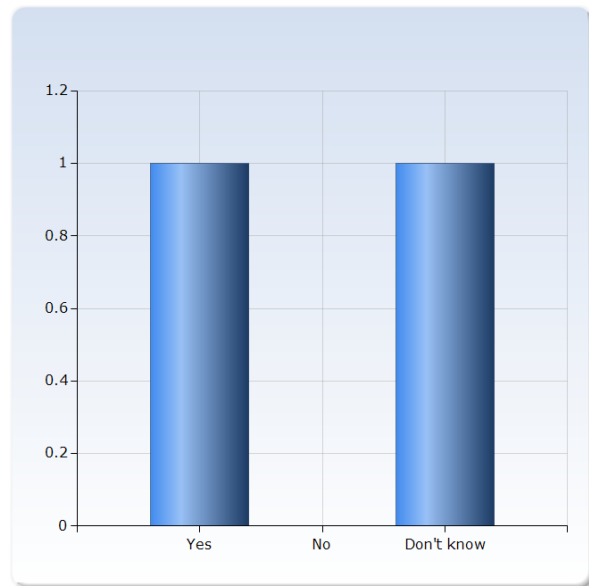
9. Did you take the exam?

Did you take the exam?	Number of Responses
Yes	1 (33.3%)
No	2 (66.7%)
Total	3 (100.0%)



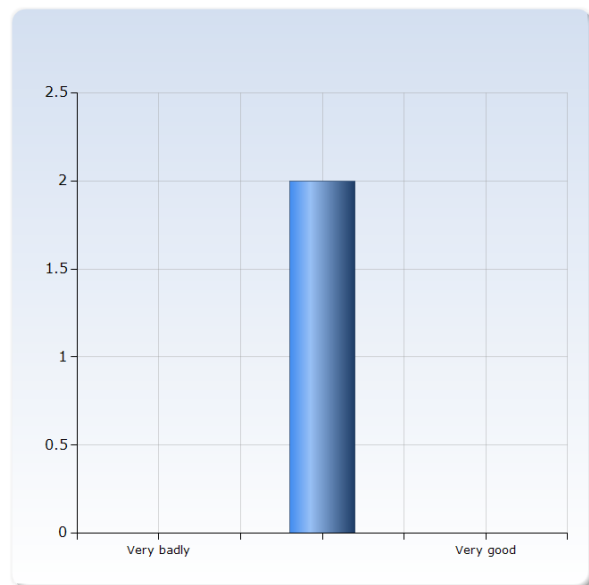
10. If you took the exam, did you get a passing grade?

If you took the exam, did you get a passing grade?	Number of Responses
Yes	1 (50.0%)
No	0 (0.0%)
Don't know	1 (50.0%)
Total	2 (100.0%)



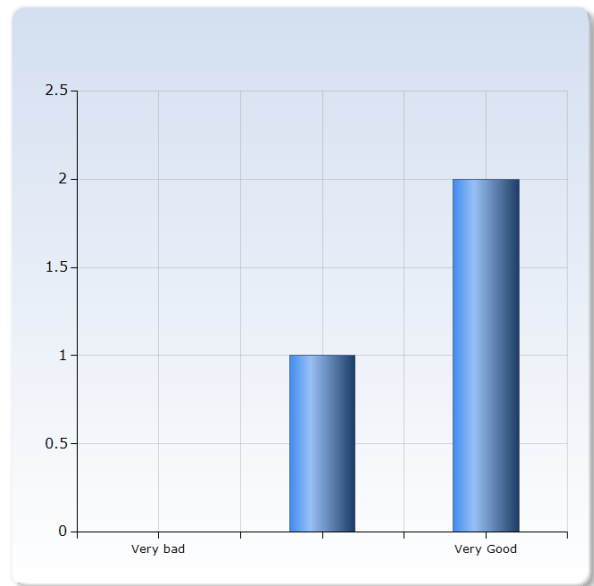
11. How well did the exam reflect the course material?

	Number of Responses
Very badly	0 (0.0%)
	0 (0.0%)
	2 (100.0%)
	0 (0.0%)
Very good	0 (0.0%)
Total	2 (100.0%)



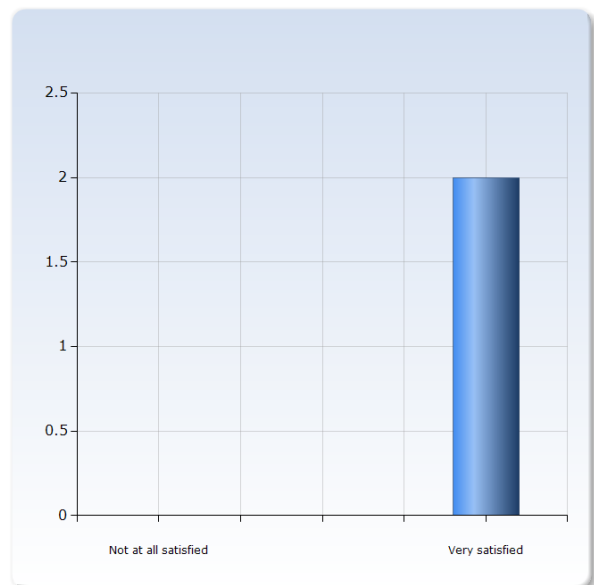
12. What is your opinion on the lectures?

	Number of Responses
Very bad	0 (0.0%)
	0 (0.0%)
	1 (33.3%)
	0 (0.0%)
Very Good	2 (66.7%)
Total	3 (100.0%)



13. Are you satisfied with the administrative routines around the course?

	Number of Responses
Not at all satisfied	0 (0.0%)
	0 (0.0%)
	0 (0.0%)
	0 (0.0%)
Very satisfied	2 (100.0%)
Total	2 (100.0%)



14. If you have any additional comments or suggestions on the course you may write them here: